



FOSTERING ORGANIC INTEGRITY IN ITALY

By Fabrizio Piva – Coordinator Federbio CB's
Section and General Manager CCPB Ltd

fpiva@ccpb.it

**BIOFACH NURNBERG – Room Istanbul -
Wednesday 16 February 2011**

Prevention of Fraud – AFI initiative at BIOFACH 2011-02-16
Results of the Anti Fraud Initiative meetings in the US, Italy and Brussels

CB'S MEMBERS OF FEDERBIO

	<p>BIOAGRICERT srl www.bioagricert.org</p>	<p>ICEA Istituto per la Certificazione Etica ed Ambientale www.icea.info</p>	
	<p>BIOS srl www.certibios.it</p>	<p>IMC Istituto Mediterraneo di Certificazione www.imcert.it</p>	 <p>ISTITUTO MEDITERRANEO DI CERTIFICAZIONE</p>
	<p>BIOZOO srl www.biozoo.it</p>	<p>QC&I International Services sas www.qci.it</p>	
	<p>CCPB srl www.ccpb.it</p>	<p>SIDEL www.bio.sidelitalia.it</p>	
	<p>ECOCERT ITALIA www.ecocertitalia.it</p>	<p>SUOLO E SALUTE srl www.suoloesalute.it</p>	

CONTROLLED ORGANIC COMPANIES IN ITALY

Numero operatori / Anno Number operators / Year	2006 11 OdC/CBs	2007 11 OdC/CBs	2008 10 OdC/CBs	2009 10 OdC/CBs
Produttori Producers	43.373	44.024	39.024	38.627
Trasformatori Processors	4.629	4.951	4.669	4.899
Importatori* Importers	193	208	240	255
Altri** Other	1.017	417	2.285	2.523
Totali Total	49.212	49.600	46.218	46.304
* comprende anche trasformatori/importatori e produttori/trasformatori/importatori				
** comprende produttori/trasformatori ed altre categorie non comprese nelle altre				

THE CB'S MEMBERS OF FEDERBIO CONTROL THE 95,4% OF THE ORGANIC ITALIAN COMPANIES)

AUDITS CARRIED OUT 2006-2009

Numero Visite / Anno Number Visits / Year	2006 11 OdC/CBs	2007 11 OdC/CBs	2008 10 OdC/CBs	2009 10 OdC/CBs
Produttori Producers	49.843	52.606	46.521	49.922
Visite /Produttori Visits / Producers	1,15	1,19	1,19	1,29
Trasformatori Processors	6.625	7.664	7.625	8.654
Visite /Trasformatori Visits / Processors	1,43	1,55	1,63	1,77
Importatori* Importers	475	258	306	354
Visite/Importatori* Visits / Importers	2,46	1,24	1,28	1,39
Altri** Other	1.339	619	4.841	1.371
Visite/Altri** Visits /Other	1,32	1,48	2,12	0,54
Totali Total	58.282	61.147	59.293	60.301
Visite/Operatori Visits / Operators	1,18	1,23	1,28	1,30
* comprende anche trasformatori/importatori e produttori/trasformatori/importatori				
** comprende produttori/trasformatori ed altre categorie non comprese nelle altre				

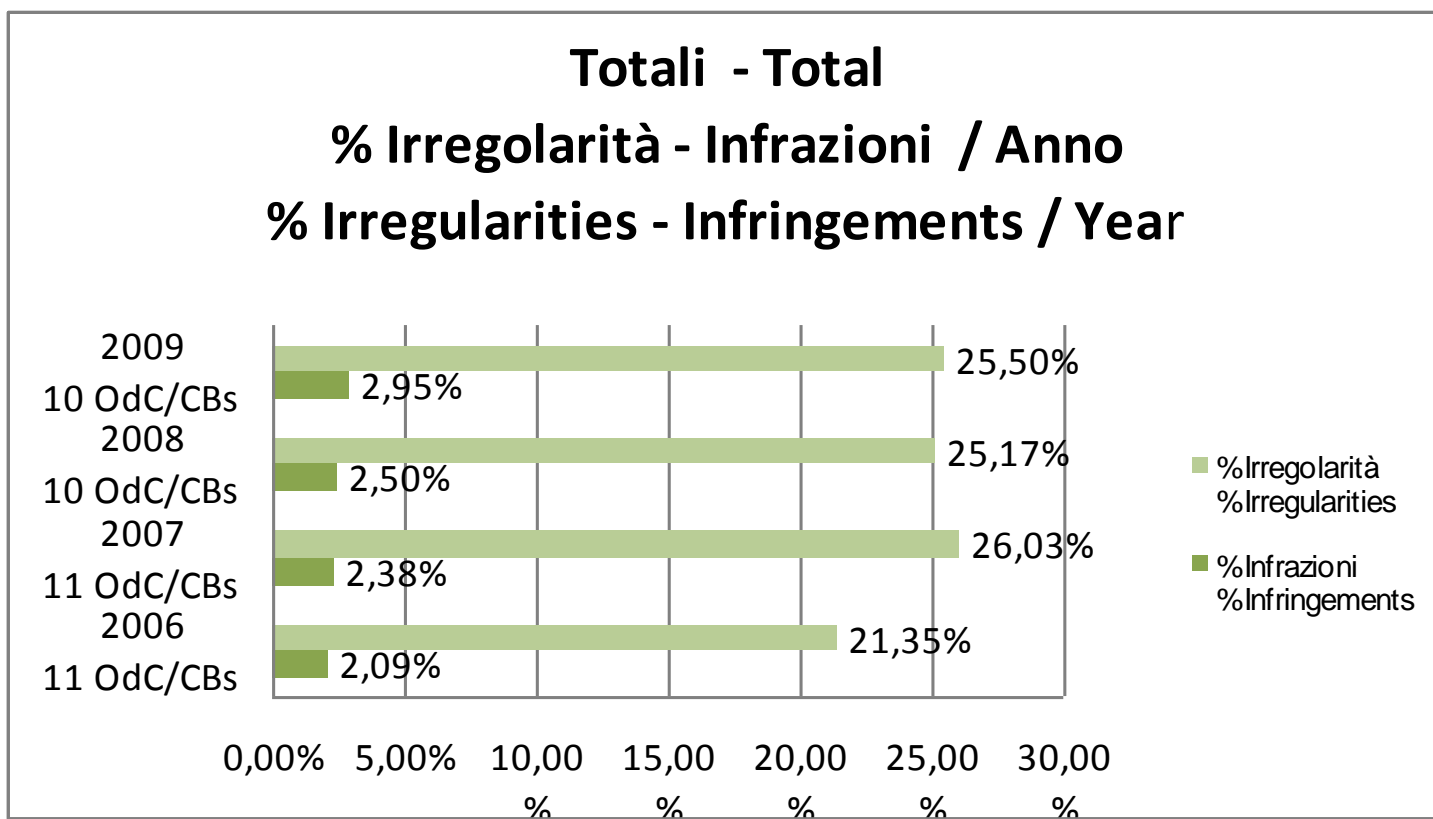
LAB TESTS 2006-2009

	Numero Analisi / Anno Number Analysis / Year	2006 11 OdC/CBs	2007 11 OdC/CBs	2008 10 OdC/CBs	2009 10 OdC/CBs
Produttori Producers	Produttori Producers	3026	3421	2626	3425
	Analisi/Operatori Analysis / Operators	6,98%	7,77%	6,73%	8,87%
	Numero Analisi Positive Number positive analysis	182	277	144	204
	% Positivi % Positive	6,01%	8,10%	5,48%	5,96%
Trasformatori Processors	Trasformatori Processors	1257	1300	1555	1727
	Analisi/Operatori Analysis / Operators	27,15%	26,26%	33,30%	35,25%
	Numero Analisi Positive Number positive analysis	82	81	76	79
	% Positivi % Positive	6,52%	6,23%	4,89%	4,57%

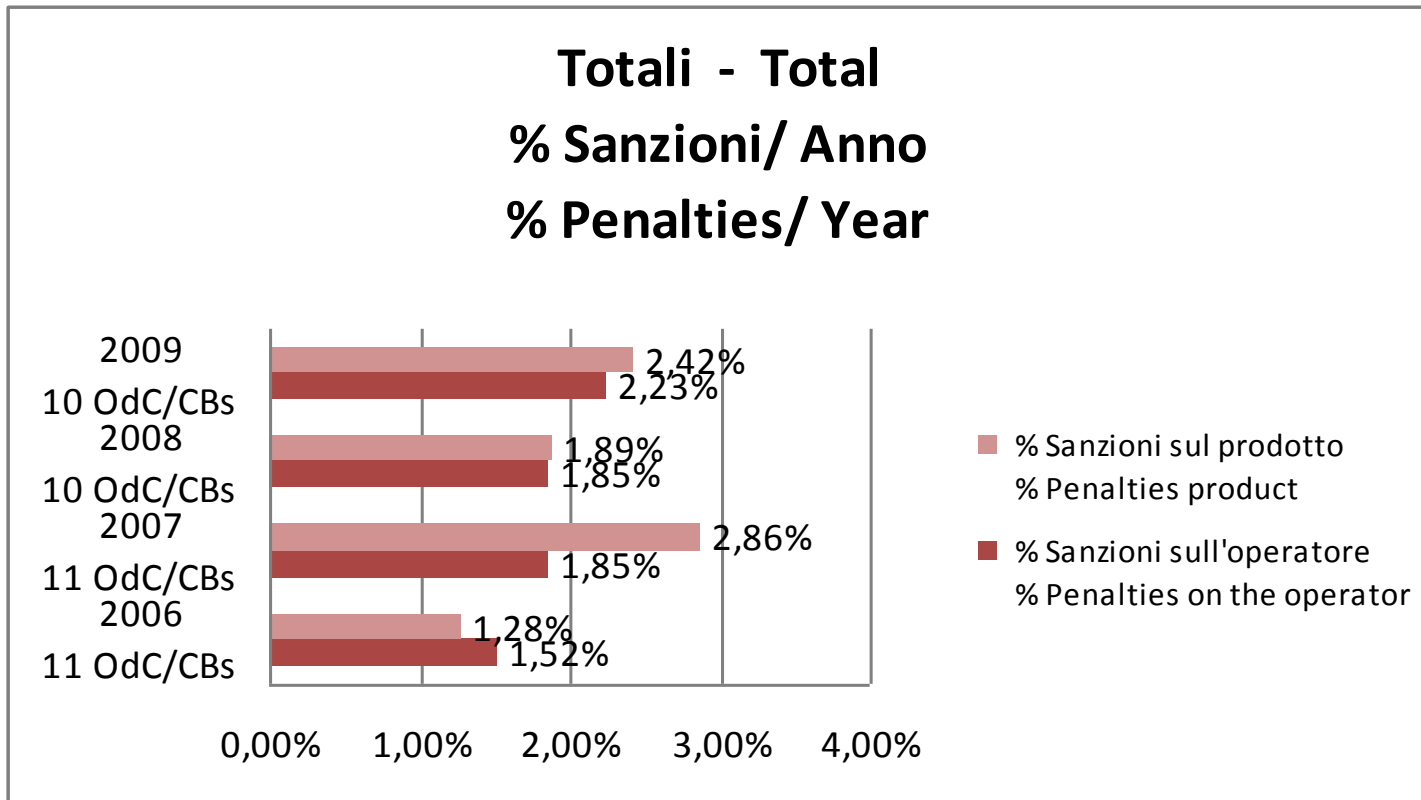
LAB TESTS 2006-2009

Importatori Importers	Importatori* Importers	59	103	43	35
	Analisi/Operatori Analysis / Operators	30,57%	49,52%	17,92%	13,73%
	Numero Analisi Positive Number positive analysis	0	1	0	1
	% Positivi % Positive	0,00%	0,97%	0,00%	2,86%
Altri Other	Altri* Other	348	180	999	340
	Analisi/Operatori Analysis / Operators	34,22%	43,17%	43,72%	13,48%
	Numero Analisi Positive Number positive analysis	30	0	84	29
	% Positivi % Positive	8,62%	0,00%	8,41%	8,53%
Totali Total	Totali Total	4690	5004	5223	5527
	Analisi/Operatori Analysis / Operators	9,53%	10,09%	11,30%	11,94%
	Numero Analisi Positive Number positive analysis	294	359	304	313
	% Positivi % Positive	6,27%	7,17%	5,82%	5,66%
* comprende anche trasformatori/importatori e produttori/trasformatori/importatori					
** comprende produttori/trasformatori ed altre categorie non comprese nelle altre					

NOT CONFORMITIES 2006-2009



SANCTION 2006-2009



PROTOCOL OF AGREEMENT TO IMPROVE CONTROLS CONCERNING ORGANIC FRUIT AND VEGETABLES PRODUCTIONS

**IT'S VOLUNTARY AND LINKS PRODUCERS, BUYERS AND
CB'S**

INVOLVED COMPANIES

• CERTIFICATION BODIES:

**Bioagricert, Bios, Ccpb, Ecocert, Icea,
Imc, QC&I, Suolo e Salute**

• TRADERS:

**Biotropic, Brio, Canova, Coop,
Ecor, Naturitalia, Pizzi Osvaldo & C, Alegria and Ecofruit**

FRUIT AND VEGETABLES CASE

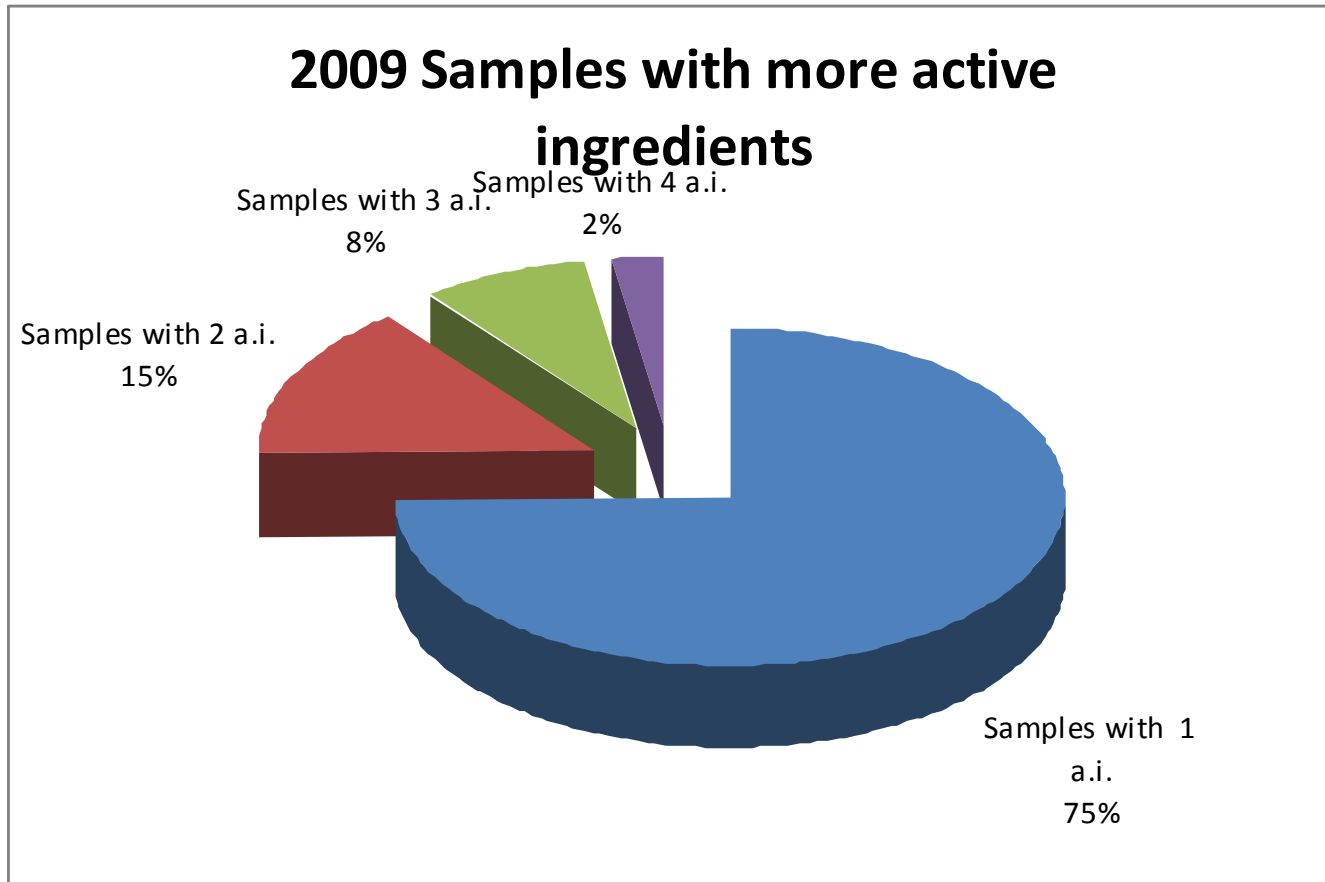
FRUIT AND VEGETABLES: CHEMICAL ANALYSIS 2007-2008-2009-2010

Period	Tests	Not conformities	% of not conformities
Year 2007	3.376	158	4.68%
Year 2008	3.404	160	4.70%
Yera 2009	3.965	209	5,27%
Year 2010 (1° half year)	1.809	75	4,15%

DETAILS ON THE LAB ANALYSIS 2007 – 2008 – 2009-2010

Periodo	Made byi CB's	Made by traders	Total
Year 2007	1.554	1.771	3.376
Year 2008	1.834	1.570	3.404
Year 2009	2.275	1.690	3.965
Year 2010 (1° half year)	760	1.049	1.809

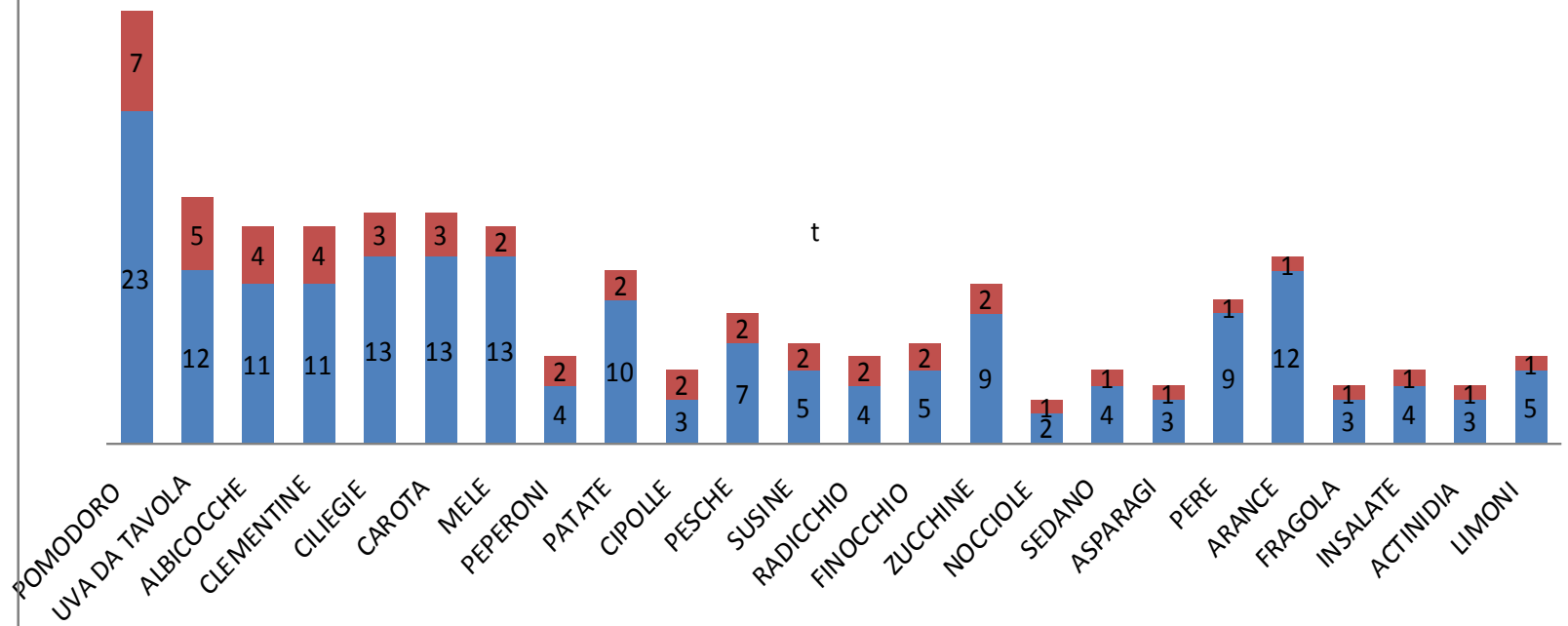
FRUIT AND VEGETABLES CASE



FRUIT AND VEGETABLES CASE

2009 Samples with more a.i. for product

■ Totale Analisi Positive ■ Totale Analisi positive con p.a. multipli



IMPROVEMENTS

- **BEST RELATIONSHIPS WITH THE PUBLIC AUTHORITIES IN ORDER THE INFORMATION EXCHANGE (MEETINGS, OFIS INFORMATIONS, ETC;**
- **IN A RECENT NATIONAL DECREE IT HAS BEEN FIXED THE TREESHOLD OF 0.01 ppm IN ORDER TO DECIDE IF THE PRODUCT CAN BE CERTIFIED OR NOT; IF THE RESIDUE IS PRESENTE, BUT LOWER THAN 0,01 ppm, THE COMPANY HAS TO DEMONSTRATE TO THE CB'S THAT THIS RESIDUE IS ACCIDENTAL AND NOT INTENTIONAL;**
- **IN FEDERBIO WEB THERE IS THE POSSIBILITY TO SEARCH, FOR EVERY CB, THE CERTIFIED COMPANIES AND PRODUCTS; THIS SERVICE HAS TO BE DEVELOPPED IN ORDER TO SEMPLIFY THE SEARCH SO CAN BE MORE EFFICIENT. THE OUR GOAL IS TO LINK THIS "DATA WEB" WITH OTHER EUROPEAN SYSTEMS;**
- **ACCREDIA HAS SET UP A DOCUMENT, RT 16, THAT COLLECTS THE ADDED REQUIREMENTS IN ORDER TO GRANT THE EN 45011 ACCREDITATION; IN THIS DOCUMENT IS FORESEEN THE INFORMATION EXCHANGE AMONG CB'S, PARTICULARLY WHEN A COMPANY PASS FROM A CB TO ANOTHER;**
- **IN RT 16 THERE ARE THE FACTORS IN ORDER TO ASSIGN THE RISK CLASSES AND THE CONSEQUENT NUMBER OF AUDITS AND SAMPLES;**

IMPROVEMENTS

- **IN FEDERBIO THERE IS A NEW VOLUNTARY GROUP, ADDRESSED TO CEREAL, PROTEINIC AND DERIVED PRODUCTS, WHERE THE MOST PART OF THE POTENTIAL FRAUDS IS BASED ON THE "QUANTITY" AND NOT SPECIFICALLY ON THE RESIDUES. WE ARE PREPARING, TOGETHER THE PRODUCERS AND THE TRADERS, A PROTOCOL WITH COMMITMENTS AND REQUIREMENTS IN ORDER TO PREVENT IT;**
- **FROM LAST YEAR ALL SANCTIONS, ISSUED BY CB's, ARE COLLECTED WEEKLY BY THE ANTI-FRAUD OFFICE (A SPECIFIC AGRICULTURE MINISTRY DEPARTMENT) IN ROME;**
- **AT THE BEGGINING OF 2011 THE MINISTRY HAS APPROVED AND PUBLISHED A SPECIFIC NATIONAL DECREE ON THE SAMPLING IN ORGANIC "AGRO CHAIN". THIS IS IMPORTANT IN ORDER TO HAVE A COMMON RULE FOR ALL CB's.**

TO DO

- **IN ANY CASE THE CLAIM SHALL BE HANDLED BY THE AUTHORITY AND/OR BY THE CB;**
- **MORE HARMONIZATION ABOUT THE RESIDUES TREESHOLD (EOCC TF) AND PROCEDURE SAMPLING (WHO SAMPLES, HOW MANY SHARES, STORAGE OF THE COUNTERSAMPLES, WHO WAS PRESENT DURING THE SAMPLING, SAMPLING REPORT;**
- **BETTER HARMONIZATION ABOUT THE TESTING METHODS AND DETECTION LIMITS;**
- **BETTER TRACEABILITY EVEN IF IN THIS LAST TWO YEARS THE INFORMATIONS AND THE DOCUMENTATIONS THAT FOLLOW THE OFIS ARE IMPROVED;**
- **MORE INFORMATION ABOUT THE IMPORT PRODUCTS FROM THIRD COUNTRIES.**



THANK YOU FOR THE YOUR ATTENTION

FOSTERING ORGANIC INTEGRITY IN ITALY

BIOFACH NURNBERG – Room Istanbul - Wednesday 16 February 2011